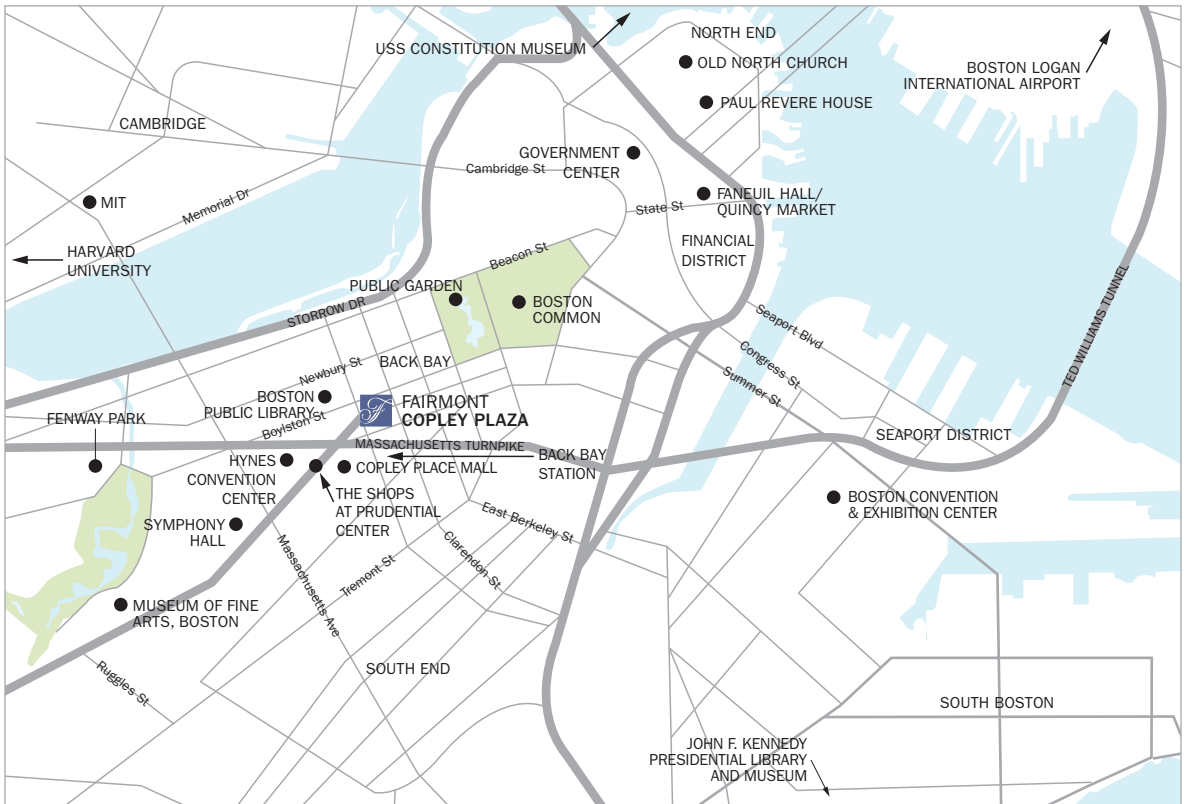




When you stay at Fairmont Copley Plaza, you're close to everything that makes Boston such a desirable destination. Shopping on Newbury Street, historic attractions on the Freedom Trail, relaxing in Boston Common, dining on the waterfront, or enjoying a Red Sox game at Fenway Park—there's something for everyone, no matter what brings you here. When you add impeccable hospitality and timeless elegance to our unbeatable location, you'll see why Fairmont Copley Plaza is the ideal host for your next meeting or social event.

## SEE AND DO

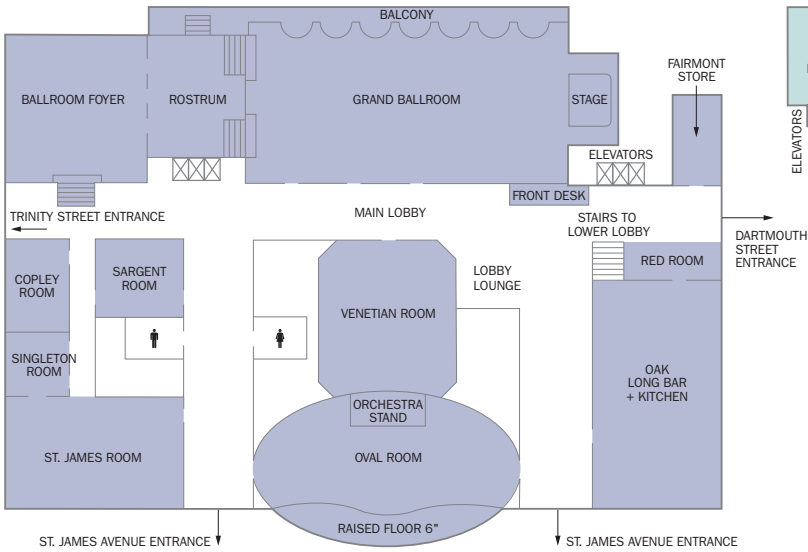


Fairmont Copley Plaza  
 138 James Avenue  
 Boston, Massachusetts  
 United States 02116  
 T +1 617 267 5300  
 F +1 617 437 0794  
 boston@fairmont.com  
 fairmont.com/copley-plaza-boston

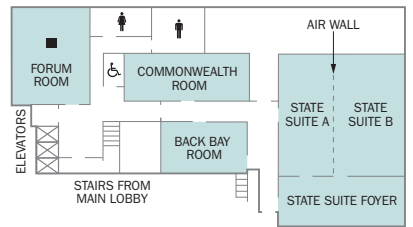
*Fairmont*  
 COPLEY PLAZA

# FLOOR PLAN

## MAIN LOBBY LEVEL



## LOWER LOBBY LEVEL



## CAPACITY CHART

	OVERALL DIMENSIONS		SQUARE		HEIGHT		CAPACITIES								
	FEET	METERS	FEET	METERS	FEET	METERS	CLASSROOM	THEATER	BANQUET (ROUNDS OF 10)	CONFERENCE	U-SHAPE	H-SHAPE	RECEPTION	CRESCENT	
<b>MAIN LOBBY LEVEL</b>															
GRAND BALLROOM	105 x 58	32.0 x 17.7	6,090	565.8	28	8.5	408	800	580	50	50	60	1,100	464	
ROSTRUM	36 x 18	11.0 x 5.5	648	60.2	-	-	-	-	60	-	-	-	-	-	
BALCONY	112 x 15	34.1 x 4.6	1,680	156.1	-	-	-	-	120	-	-	-	-	-	
BALLROOM FOYER	45 x 51	13.7 x 15.5	2,295	213.2	15.6	4.8	140	230	230	30	40	50	350	184	
VENETIAN ROOM	47 x 44	14.3 x 13.4	2,068	192.1	18	5.5	120	230	230	30	40	50	300	184	
OVAL ROOM	87 x 57	26.5 x 17.4	3,829	355.7	18	5.5	250	350	320	60	45	55	450	256	
ST. JAMES ROOM	43 x 32	13.1 x 9.8	1,376	127.8	18	5.5	90	140	120	30	25	40	150	96	
SINGLETON ROOM	31 x 18	9.5 x 5.5	558	51.8	18	5.5	27	40	30	25	22	25	40	24	
COPLEY ROOM	45 x 17	13.7 x 5.2	765	71.1	19	5.8	48	60	60	30	30	35	60	48	
SARGENT ROOM	25 x 20	7.6 x 6.1	500	46.5	8	2.4	24	50	30	14	12	16	50	24	
<b>LOWER LOBBY LEVEL</b>															
STATE SUITE A & B	45 x 48	13.7 x 14.6	2,160	200.7	10	3.1	135	200	180	40	45	50	250	144	
STATE SUITE A	45 x 20	13.7 x 6.1	900	83.6	10	3.1	45	80	60	34	28	32	100	48	
STATE SUITE B	45 x 28	13.7 x 8.5	1,260	117.1	10	3.1	90	120	90	34	36	44	150	72	
STATE SUITE FOYER	37 x 20	11.3 x 6.1	740	68.8	10	3.1	20	40	30	16	12	16	50	24	
BACK BAY ROOM	34 x 18	10.4 x 5.5	612	56.9	9	2.7	36	50	30	26	23	28	60	24	
COMMONWEALTH ROOM	41 x 18	12.5 x 5.5	738	68.6	9	2.7	48	70	50	30	35	38	80	40	
FORUM ROOM	35 x 37	10.7 x 11.3	1,295	120.3	9	2.7	50	88	80	30	25	28	100	72	