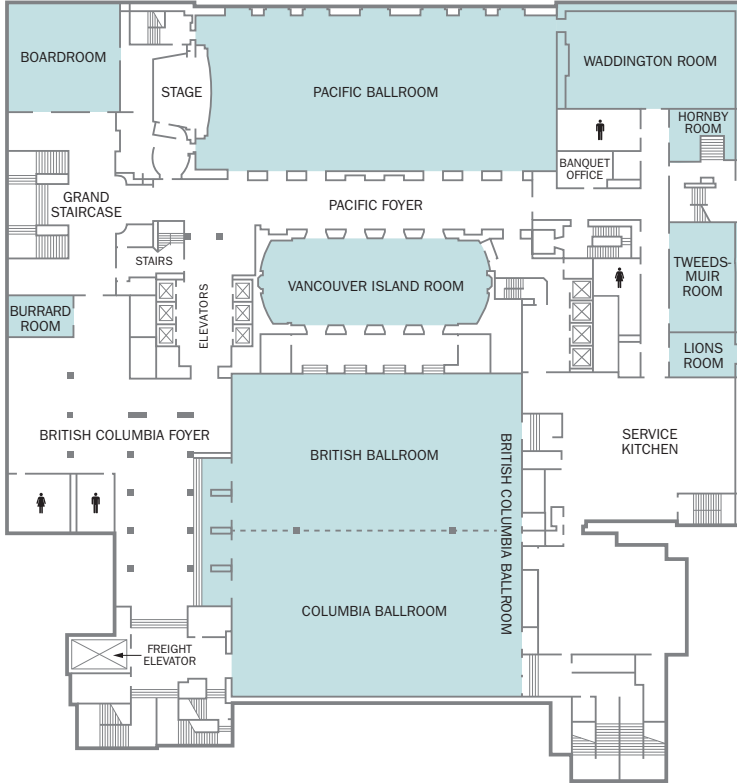




## FLOOR PLAN

### CONFERENCE FLOOR

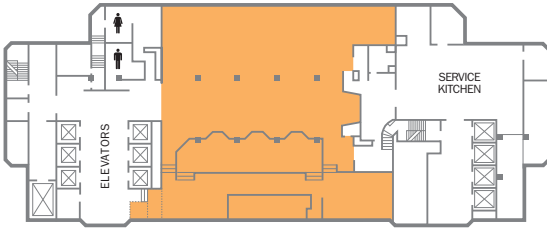


## CAPACITY CHART

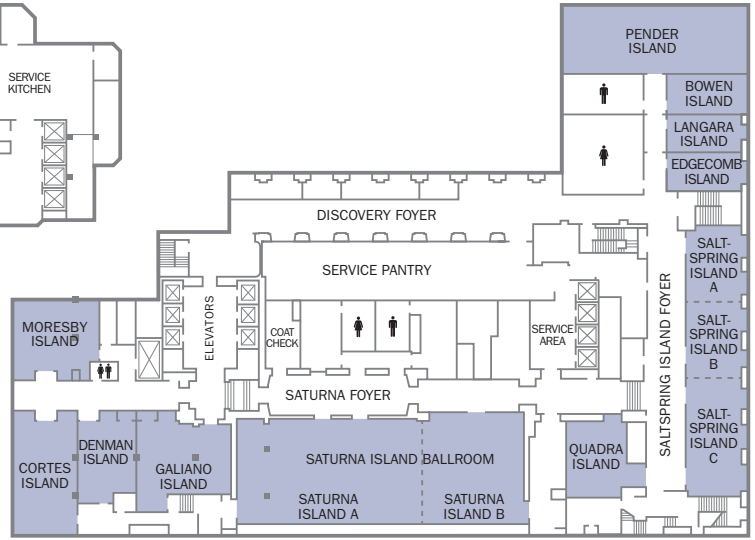
	OVERALL DIMENSIONS		SQUARE		HEIGHT		CAPACITIES						
	FEET	METRES	FEET	METRES	FEET	METRES	ROUNDS	THEATRE	CLASSROOM	BOARDROOM	RECEPTION	USHAPE	HOLLOW SQUARE
<a href="#">BC BALLROOM</a>	100' x 114'	30.5 x 34.7	11,400	1,058	14' 4"	4.4	420	336	204	-	750	-	-
<a href="#">BRITISH BALLROOM</a>	100' x 54' 4"	30.5 x 16.5	5,430	503	14' 4"	4.4	210	120	90	30	400	34	42
<a href="#">COLUMBIA BALLROOM</a>	100' x 59' 5"	30.5 x 18.1	5,940	552	14' 4"	4.4	210	120	90	30	400	34	42
<a href="#">PACIFIC BALLROOM</a>	128' x 54'	39 x 16.5	6,900	644	23' 6"	7.2	264	204	120	38	400	44	50
<a href="#">VANCOUVER ISLAND</a>	80' x 31'	24.4 x 9.5	2,500	232	16'	4.9	102	72	44	26	150	24	28
<a href="#">WADDINGTON</a>	59' x 34'	18 x 10.4	2,000	187	11' 6"	3.5	90	56	32	20	100	20	24
<a href="#">BOARDROOM</a>	36' x 34'	11 x 10.4	1,224	114	18'	5.5	54	32	20	12	75	12	16
<a href="#">TWEEDSMUIR</a>	38' x 22'	11.6 x 6.7	836	78	11'	3.4	30	16	12	12	35	10	12
<a href="#">LIONS</a>	22' x 14'	6.7 x 4.3	310	29	11'	3.4	12	8	3	8	10	-	-
<a href="#">BURRARD</a>	19' x 10'	5.8 x 3	200	17	11'	3.4	6	-	-	6	-	-	-
<a href="#">HORNBY</a>	20' x 10'	6.1 x 3	200	18	11'	3.4	6	-	-	4	-	-	-

## FLOOR PLAN

### THE ROOF



### DISCOVERY FLOOR



## CAPACITY CHART

	OVERALL DIMENSIONS		SQUARE		HEIGHT		CAPACITIES						
	FEET	METRES	FEET	METRES	FEET	METRES	ROUNDS	THEATRE	CLASSROOM	BOARDROOM	RECEPTION	USHAPE	HOLLOW SQUARE
<b>DISCOVERY FLOOR</b>													
<a href="#">SATURNA ISLAND</a>	104' x 36'	31.7 x 11	3,800	348	11'	3.5	144	88	44	28	160	28	32
SATURNA A	67' x 36'	20.4 x 11	2412	224	11'	3.35	90	52	28	20	104	18	22
SATURNA B	37' x 36'	11.2 x 11	1332	124	11'	3.35	54	36	16	12	56	12	16
<a href="#">SALTSRING ISLAND</a>	93' x 21'	28.3 x 6.4	1,953	181	10'	3.1	60	-	22	30	85	-	-
SALTSRING ISLAND A	26' 9" x 21'	8.2 x 6.4	562	52	10'	3.1	18	12	6	8	25	8	8
SALTSRING ISLAND B	26' x 21'	7.9 x 6.4	545	50	10'	3.1	24	12	6	8	25	8	8
<a href="#">SALTSRING ISLAND A &amp; B</a>	52' 10" x 21'	16.1 x 6.4	1,107	102	10'	3.1	42	24	12	16	50	14	16
<a href="#">SALTSRING ISLAND C</a>	40' 4" x 21'	12.3 x 6.4	846	79	10'	3.1	36	20	10	16	35	12	14
SALTSRING ISLAND B & C	66' 5" x 21'	20.2 x 6.4	1,391	129	10'	3.1	54	30	16	20	60	18	22
<a href="#">PENDER ISLAND</a>	64' x 24'	19.5 x 7.3	1,535	142	9' 6"	2.9	60	30	16	20	30	20	22
<a href="#">GALIANO ISLAND</a>	34' x 26'	10.4 x 7.9	884	82	9'	2.7	24	10	6	8	30	6	8
<a href="#">CORTES ISLAND</a>	38' x 19'	11.6 x 5.8	722	67	11'	3.4	30	14	10	10	35	8	10
<a href="#">MORESBY ISLAND</a>	30' x 23'	9.1 x 7	690	64	11'	3.4	24	10	6	8	30	6	8
<a href="#">QUADRA ISLAND</a>	26' 4" x 20'	8 x 6.1	526	49	9' 6"	2.9	18	10	6	8	30	6	8
<a href="#">DENMAN ISLAND</a>	29' x 19'	7.9 x 5.8	494	46	9'	2.7	24	10	6	8	20	6	8
<a href="#">BOWEN ISLAND</a>	28' x 11'	8.5 x 3.4	308	29	9' 6"	2.9	-	-	-	6	-	-	-
<a href="#">LANGARA ISLAND</a>	28' x 11'	8.5 x 3.4	308	29	9' 6"	2.9	-	-	-	6	-	-	-
<a href="#">EDGECOMB ISLAND</a>	28' x 11'	8.5 x 3.4	308	29	9' 6"	2.9	12	6	4	6	12	-	-
<b>THE ROOF</b>													
<a href="#">THE ROOF</a>	80 x 40	24.4 x 12.2	5,200	500	11'	3.4	120	30	16	18	150	18	20